



Guideline for Listeners

JSAE Autumn Congress 2021

Ver.e1 2021.09.30



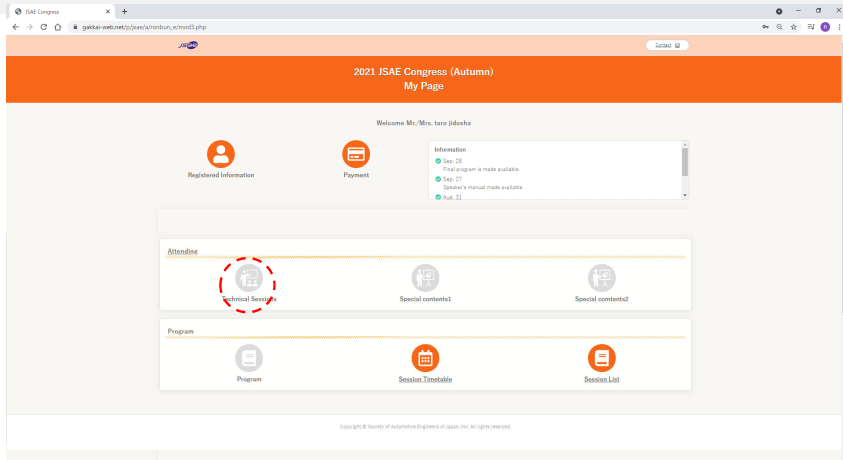


◆ Login page for auditors

- ① Open the log in page for audience (<https://gakkai-web.net/p/jsae/reg/mod2.php>)
- ② Please enter your reference number and password.
 - ※ You can find this information in the body of the email sent to the email address you provided during registration.
[Subject: Registration for the Society of Automotive Engineers of Japan Spring Meeting 2021].
- ③ Click the "Next" button.

- ① **My Page** will be displayed after logging in,
Each icon will light up **orange** when it becomes available.
When you participate in the event, please click on the respective icon to access

The screenshot shows a web browser window displaying the 'My Page' for the 2021 JSAE Congress (Autumn). The page features a navigation bar with the JSAE logo and a 'Contact' button. The main content area is titled '2021 JSAE Congress (Autumn) My Page' and includes a welcome message: 'Welcome Mr./Mrs. taro jidosha'. Below the welcome message, there are two main sections: 'Registered Information' and 'Payment', each with an orange icon. To the right of these sections is an 'Information' box with a scrollable list of updates: 'Sep. 28 Final program is made available.', 'Sep. 27 Speaker's manual made available.', and 'Aug. 31'. Below the 'Registered Information' and 'Payment' sections is an 'Attending' section with three icons: 'Technical Sessions', 'Special contents1', and 'Special contents2'. Below the 'Attending' section is a 'Program' section with three icons: 'Program', 'Session Timetable', and 'Session List'. The footer of the page contains the copyright notice: 'Copyright © Society of Automotive Engineers of Japan, Inc. All rights reserved.'



Click on "Technical Sessions" in My Page





HP of Academic Conference will open.
Click [Timetable] or [Session List].











The Teams meeting room will start up. 



  **Session No.81 Gaseous Measurement**
 May 13 9:30-11:10
 Chair: Tetsuya Aizawa (Meiji University)

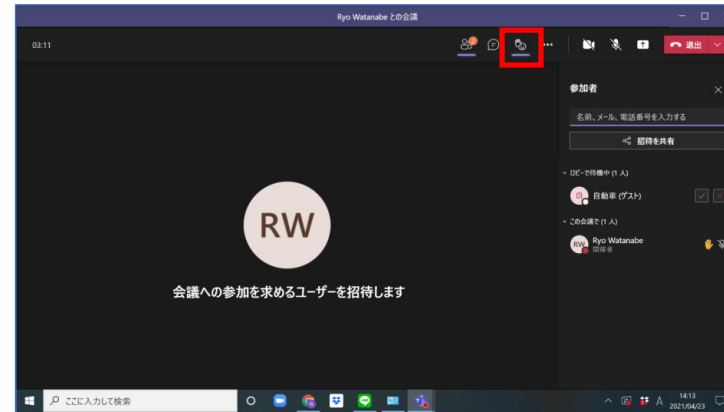
SP: Summarized Paper Mov: On-demand videos (available October 12 through October 29) *The contents of on-demand video may not be identical to that of live presentation. Your Scoring helps Presentation Awards. With click the underlined speaker's name, you can send questions privately.

No.	Full	SP	Mov	Title-Author (Affiliation)
001				A Study of Electrostatic Charging / Discharging Mechanism to Influence Intake Air Flow <u>Tetsuo Nohara</u> ·Naoki Sugiyama·Asuka Kikuchi·Masayuki Ochiai (Tokai University)·Toru Tomizawa (AdPower Solutions)
002				Investigation of Following Characteristics of Spark Discharge Path in a Tumble Enhanced Spark Ignition Engine <u>Hiroki Kosuda</u> ·Masayasu Shimura·Mamoru Tanahashi (Tokyo Institute of Technology)
003				Verification of the Measurement Method for NH3 Components Exhausted from Vehicles <u>Takayuki Kikuta</u> ·Kenji Hara·Naoki Nagura·Yasushi Kawabuchi·Masaya Yoshioka·Jorge Lamas (HORIBA)
004				Development of The Prediction Model by using FTIR (Report 2) Improvement for Low Concentration and Validation on Post-Catalyst <u>Yuji Gyoten</u> ·Hirotaka Yabushita·Makoto Nagaoka·Takashi Saito·Masaya Yoshioka (HORIBA)

Click the [Session Room ] button of the session
 You wish to watch.

※ ↑ The picture is the Session List.

Lecture room Teams Meeting Room



◆ How to ask questions via the chat box

- ① Click on **"Show Conversation"** in the Teams meeting room menu bar and the chat box will appear on the right side.
- ② Chat will be available, please enter your question here.

◆ Teams control buttons



◆ How to ask a question verbally

- ① Click **[Raise your hand]** on the Teams meeting room menu bar.
- ② When **the chairperson nominate you**, please un-mute your microphone and ask your question verbally.

- 1.Show Participants Button: to open the list of the meeting attendees
- 2.Chat Button: to open the meeting chat panel and send message to all the participant
- 3.※ There is no individual message function.
- 4.Raise Your Hand Button: to raise your hand or to show the other actions
- 5.Breakout Rooms Button: to launch the breakout rooms (able to be launch only by the host)
- 6.More Action Button: to open a menu for device setting and the other functions
- 7.Camera Button: to turn your camera on or off
- 8.Microphone Button: to mute of unmute your microphone
- 9.Share Button: to open a tray with options for sharing your entire screen or a specific window of the App

Thank you so much for your cooperation

~~Please contact us if you find any concerns.~~

Society of Automotive Engineers of Japan, Inc

Email: event@jsae.or.jp

[Tel: +81 3-3262-8235](tel:+81332628235)

